

# North Tyneside

District Performance Report 2017/18



**Tyne and Wear Fire  
and Rescue Service**

*Creating the Safest Community*



### **Alternative Formats**

We understand that people have different needs.

This plan is available in alternative formats upon request.

For further details please contact: 0191 444 1500.



## Introduction

The end of year district performance report provides an overview of Service performance and comparable district performance for 2017/18. For more detailed Service performance reporting, our end of year performance report is available at <http://www.twfire.gov.uk>.

More detailed information regarding our locations, service and initiatives within the area, can be found in our current District Plan, available at <http://www.twfire.gov.uk>.

Our primary aim is to prevent fires occurring. As a Service we know that the reduction of risk to our communities cannot be the responsibility of one agency and safety is enhanced by a multi-agency approach.

In order to identify those most at risk from fire within our community we work closely with the local authority, health and social services, and other local agencies to educate neighbourhoods and communities on how to keep safe, together we are able to offer practical help and support to our residents. Our common goal is to create the safest community.

In addition to their emergency response duties to fires, road traffic collisions, flooding and chemical incidents, our operational firefighters carry out other vital tasks to reduce fire risk to the community. These include the delivery of Home Safety Checks (HSCs) to domestic properties and Fire Safety (FS) inspections in non-domestic premises. These activities are key to our goal of preventing loss of life and injury from fires.



## Priorities and targets

Each year targets and priorities are determined for the forthcoming year and targets are set. The table below shows the priorities for 2017/18 and their respective performance and targets.

Indicator	Description	Service				North Tyneside			
		Incidents	Target	% of target	Forecast	Incidents	Target	% of target	Forecast
LI01*	Number of deaths from accidental fires in dwellings	2	0	-	1	0	0	-	0
LI02*	Number of deaths from all fires	4	0	-	2	0	0	-	0
LI03*	Number of injuries from accidental fires in dwellings, excluding precautionary checks	37	41	90%	35	6	4	150%	7
LI05*	Number of injuries from all fires	181	177	102%	189	25	28	89%	30
LI08*	Number of accidental fires in dwellings	530	549	97%	520	80	101	79%	81
LI09*	Number of accidental kitchen fires in dwellings	306	313	98%	289	50	56	89%	44
LI10*	Number of accidental non kitchen fires in dwellings	224	240	93%	231	30	45	67%	37
LI16*	Number of deliberate secondary fires	4773	3627	132%	4996	384	355	108%	449
LI18*	Number of deliberate refuse fires	3575	2759	130%	3711	262	261	100%	301
LI22*	Number of false alarm calls due to automatic fire alarms from non domestic premises	1745	1651	106%	1758	157	148	106%	158
LI23*	Number of false alarm calls due to automatic fire detection from domestic premises	2641	2437	108%	2617	295	251	118%	286
LI24*	Total number of fire calls attended	7197	5893	122%	7467	722	688	105%	786
LI29*	Number of primary fires attended	1796	1642	109%	1791	258	247	104%	253
LI32*	Total number of incidents (recorded at time of call)	17082	15065	113%	17487	1863	1637	114%	1899
LI33*	Number of all deliberate fires	5592	4318	130%	5827	489	452	108%	557
LI35*	Number of fires in a non domestic property	237	204	116%	244	35	29	121%	34

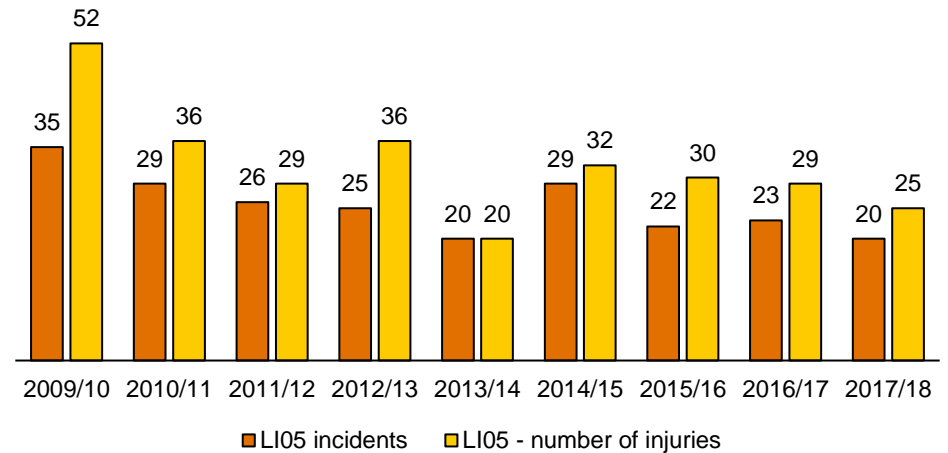


## LI05 Number of injuries from all fires

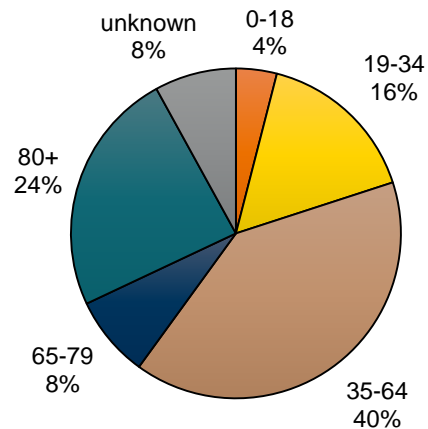
How the district is performing

- North Tyneside district recorded 25 injuries from all fires across 20 incidents, a reduction of 4 injuries (14%) and 3 incidents (13%).
- 17 (68%) of the 25 injuries required hospitalisation, 5 of these injuries were classed as serious.
- Of the 25 injuries 12 (48%) of these were caused by cooking.
- 9 (36%) of the injuries were caused by 'Distraction' or 'Falling asleep/asleep'

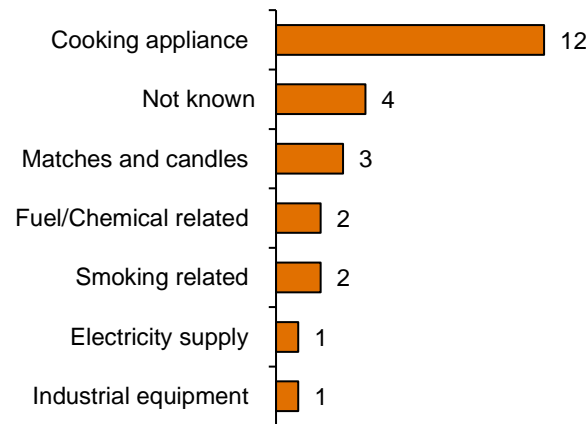
### LI05 - Injuries and incidents from all fires



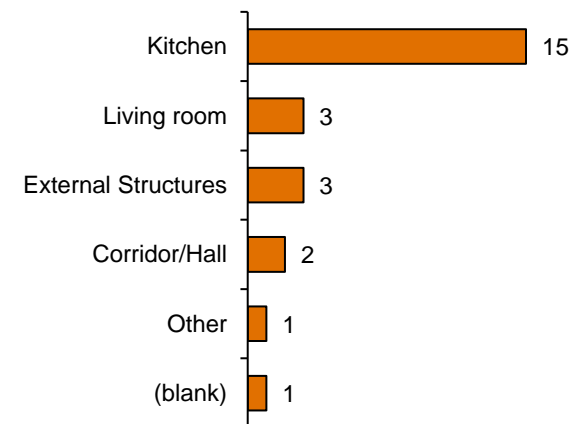
### LI05 - Injuries by age range



### LI05 - Ignition source (Top 10)



### LI05 - Room of origin (Top 10)



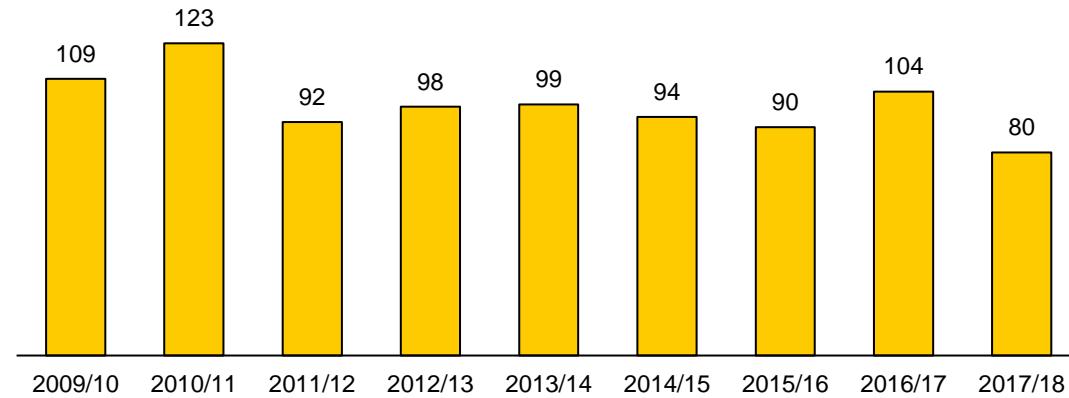


## LI08 Number of accidental fires in dwellings

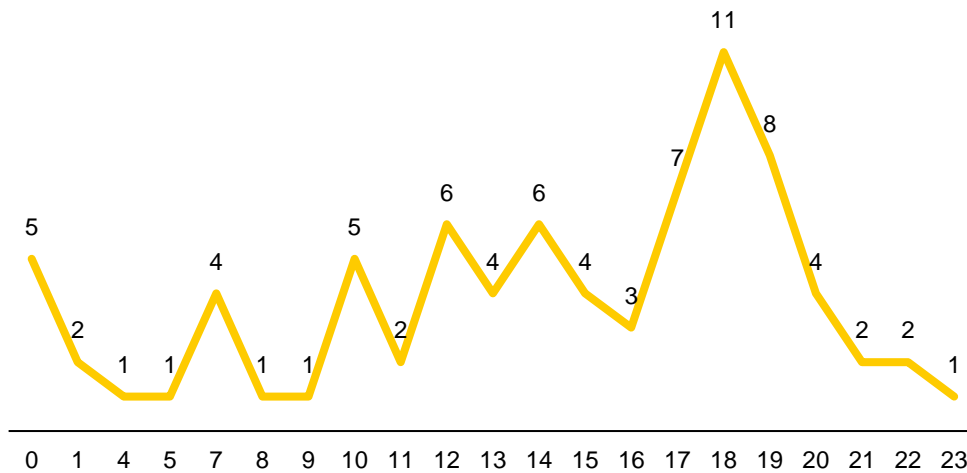
How the district is performing

- North Tyneside district recorded 80 accidental dwelling fires, a reduction of 24 (23%).
- 50 (63%) of accidental dwelling fires started in the kitchen.
- 40 (50%) of the accidental dwelling fires were caused by cooking.
- 26 (33%) of the accidental dwelling fires occurred between the hours of 17:00 – 19:00.

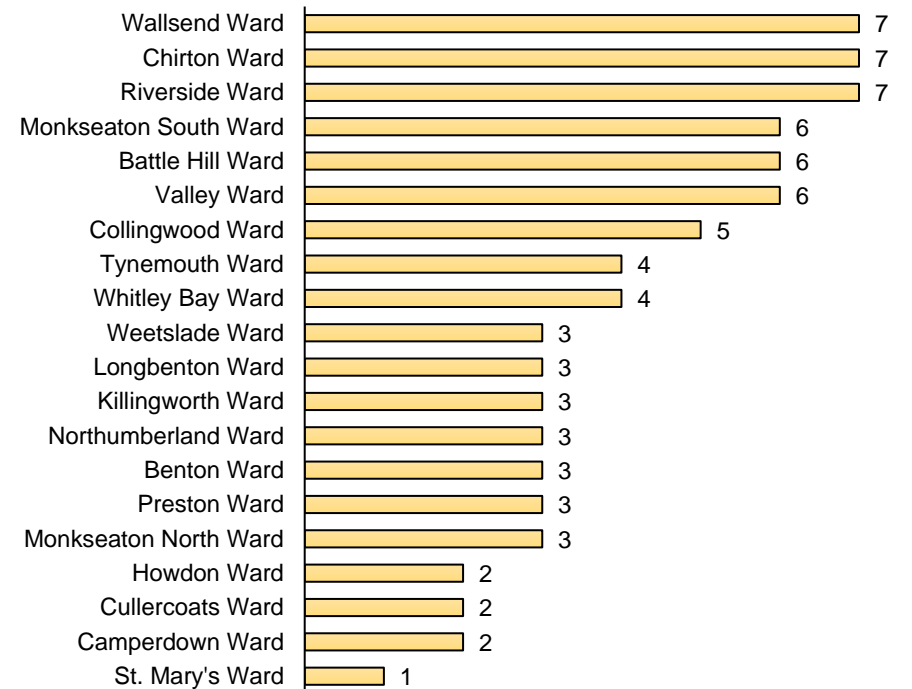
### LI08 - Accidental fires in dwellings



### LI08 - Accidental fires in dwellings



### LI08 - Accidental fires in dwellings top 15 by ward



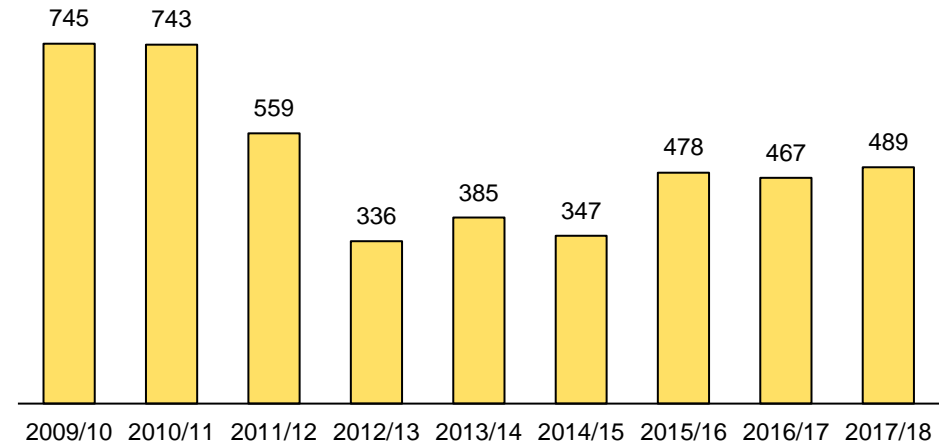


## LI33 Number of all deliberate fires

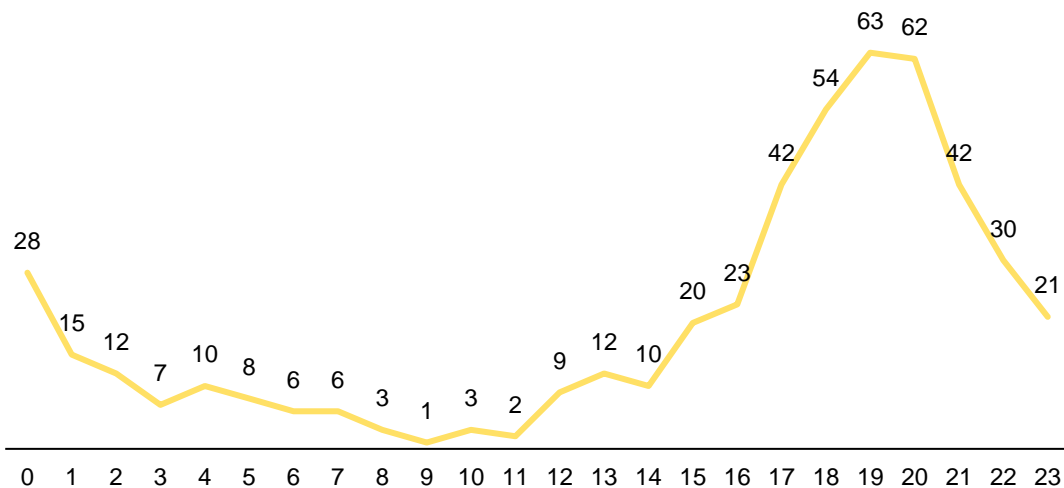
How the district is performing

- North Tyneside district recorded 489 deliberate fires, an increase of 22 (5%).
- 221 (45%) of deliberate fires occurred between the hours of 17:00 – 20:00.
- 130 (27%) of deliberate fires had the property type 'Loose refuse (incl in garden).
- 55 (11%) of deliberate fires had the property type 'Wheelie bin'.

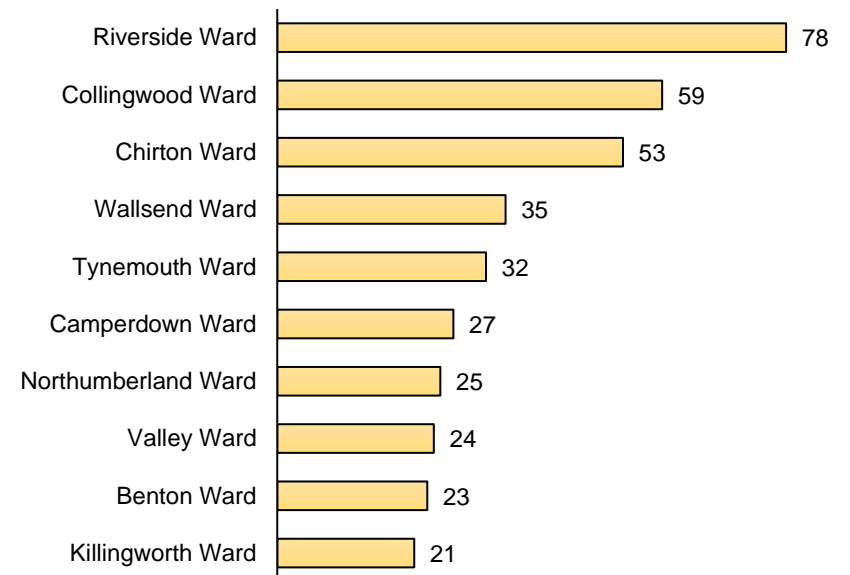
### LI33 - All deliberate fires



### LI33 - All deliberate fires by hour of day



### LI33 - All deliberate fires by ward (Top 10)



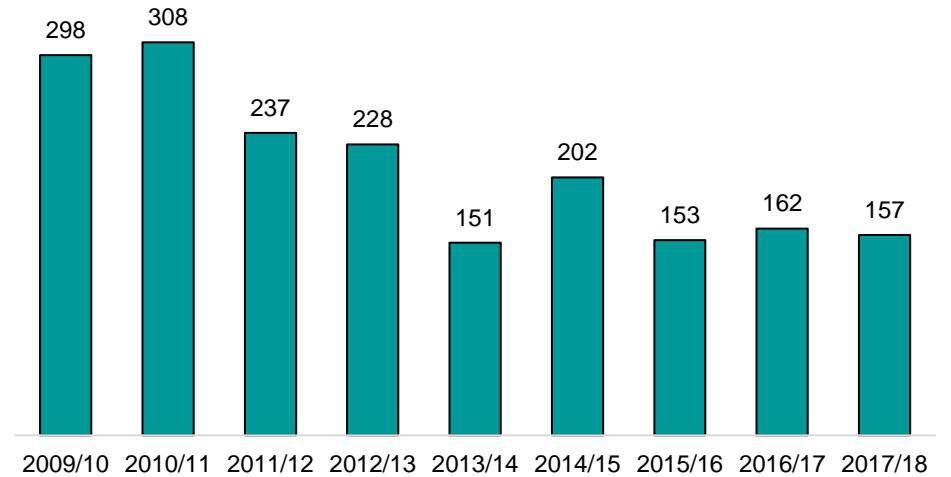


## LI22 Number of false alarm calls due to automatic fire alarms from non domestic premises

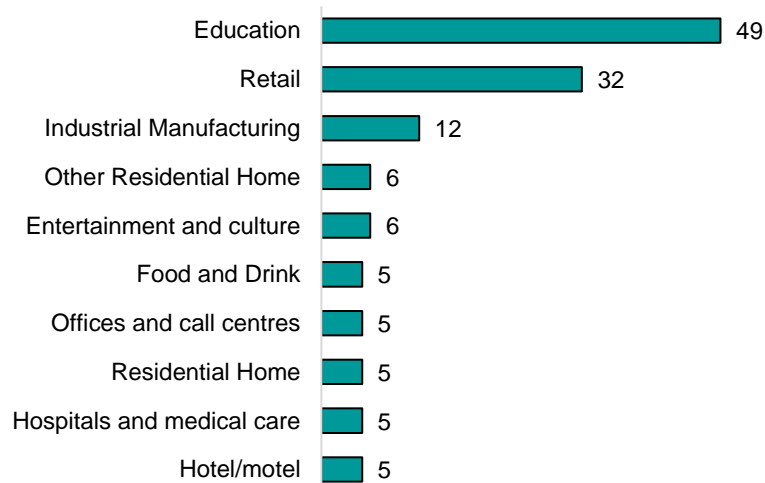
How the district is performing

- North Tyneside district recorded 157 non domestic AFAs, a reduction of 5 (3%).
- 49 (31%) occur in premises type 'Education'.
- 32 (20%) occur in premises type 'Retail'.
- 55 (35%) were caused by faults in the system.

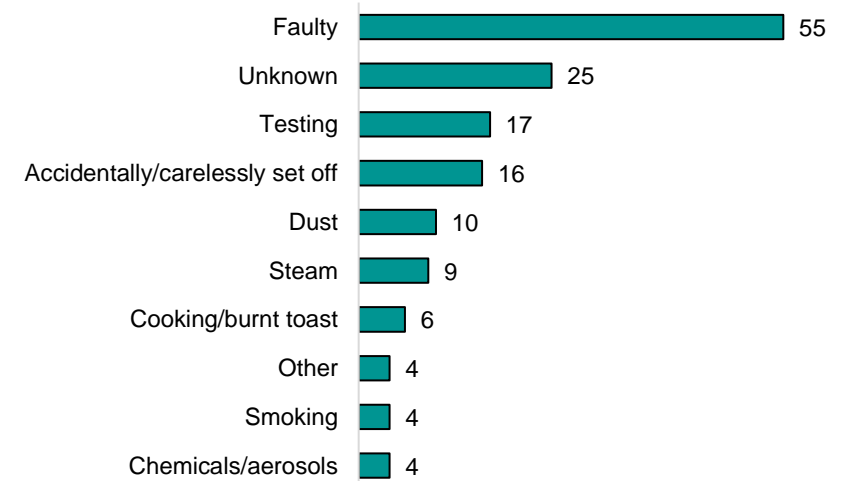
LI22 - Non domestic false alarms year on year



LI22 - Non domestic false alarms by property type (Top 10)



LI22 - Non domestic false alarms by reason (Top 10)





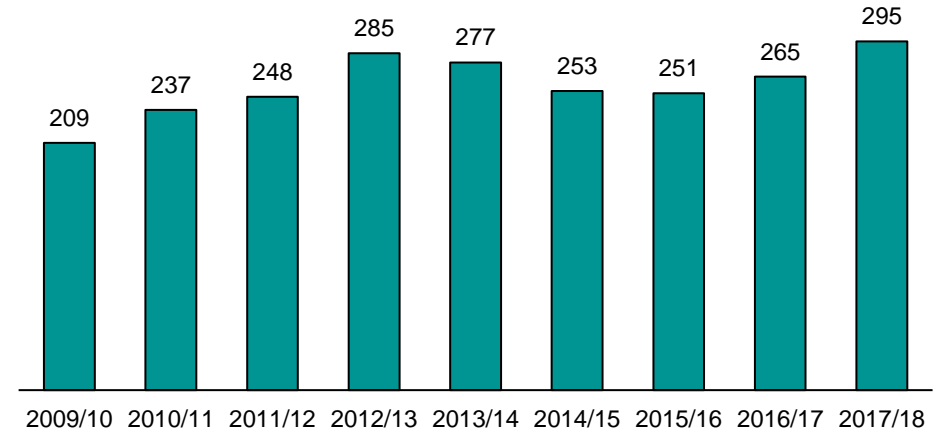


## LI23 Number of false alarm calls due to automatic fire alarms from domestic premises

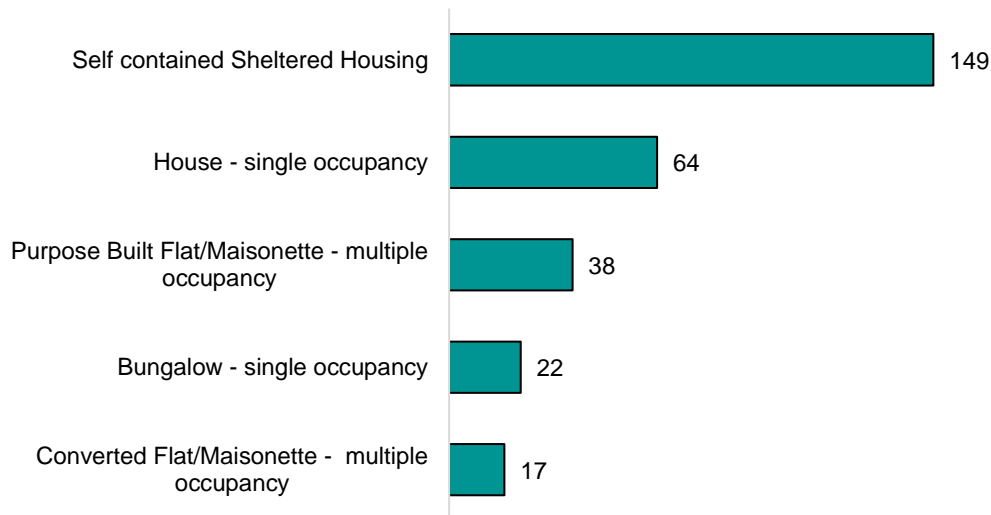
### How the district is performing

- North Tyneside district recorded 295 domestic AFAs, an increase of 30 (11%).
- 149 (51%) occur in property type 'Self contained Sheltered Housing'.
- 147 (50%) were caused by 'Cooking/burnt toast'.
- 61 (21%) were caused by faults in the system.

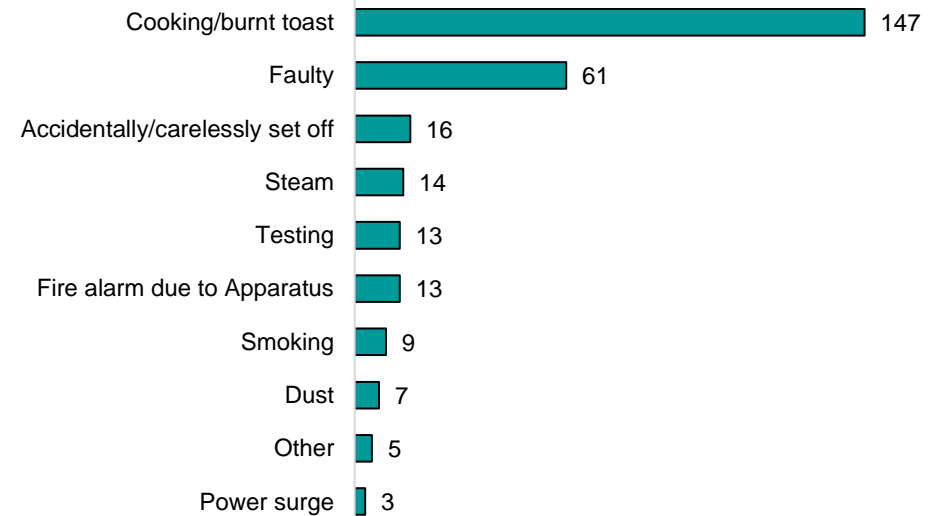
LI23 - Domestic false alarms year on year



LI23 - Domestic false alarms by property type (Top 5)



LI23 - Domestic false alarms by reason (Top 10)



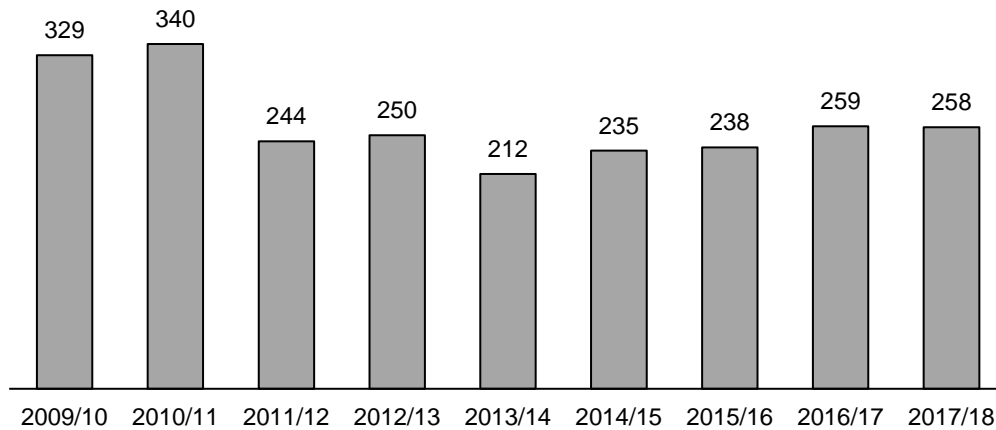


## LI29 Number of primary fires attended

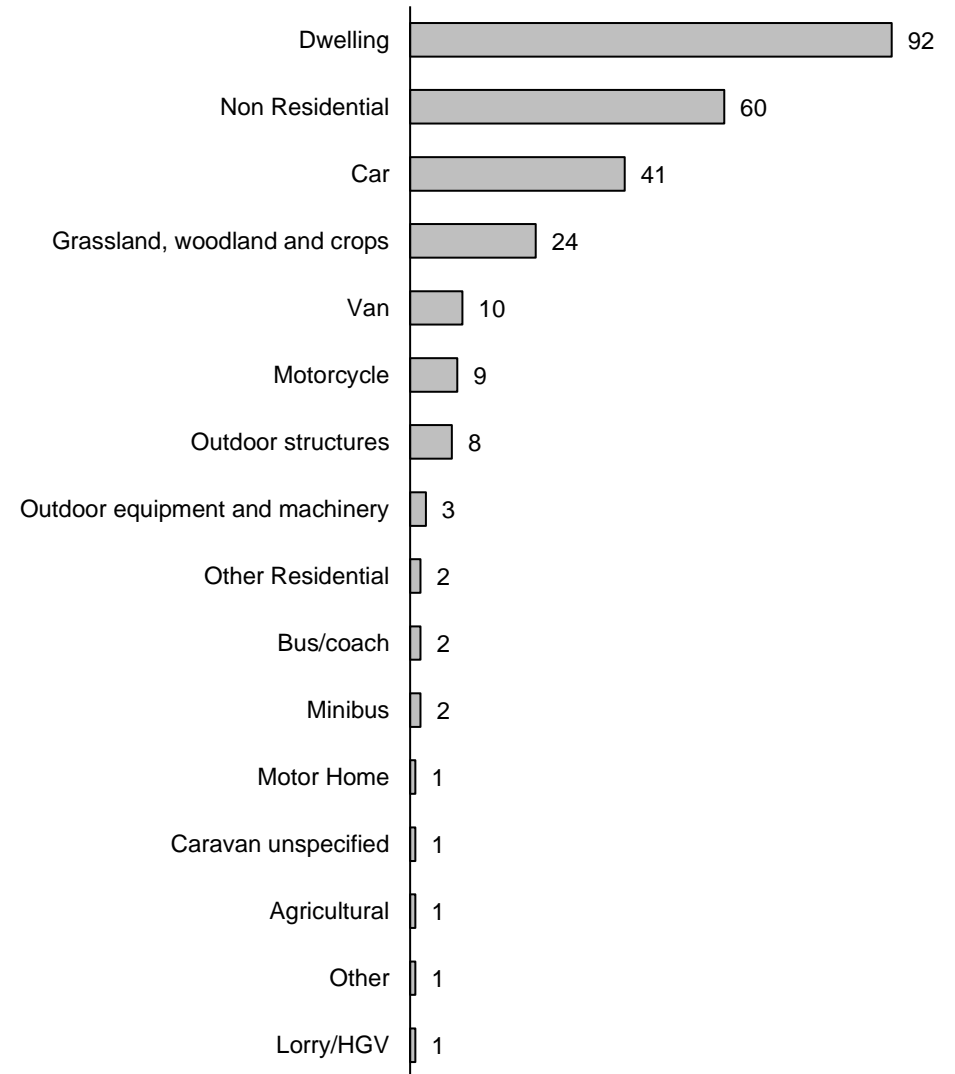
How the district is performing

- North Tyneside district recorded 258 primary fires, a reduction of 1 (0.4%).
- 113 (38%) of primary fires were deliberate.
- 80 (31%) of primary fires were accidental dwelling fires (LI08).
- 69 (27%) of primary fires involved road vehicles.

LI29 - Primary fires attended



LI29 Primary fires by property type



# CONTACT US

If you have any further questions relating to the delivery of services in the North Tyneside area you can contact the Community Fire Stations highlighted below:

**Wallsend Community Fire Station:**

Hadrian Road, Wallsend,  
Tyne and Wear, NE28 6HS

Telephone: 0191 444 1200

Email: [wallsend@twfire.gov.uk](mailto:wallsend@twfire.gov.uk)

**Tynemouth Community Fire Station:**

Preston North Road, North Shields,  
Tyne and Wear, NE29 9PY

Telephone: 0191 444 1760

Email: [tynemouth@twfire.gov.uk](mailto:tynemouth@twfire.gov.uk)

For further information about your district please log on to: [www.twfire.gov.uk/yourarea/gateshead](http://www.twfire.gov.uk/yourarea/gateshead)

Further information regarding our services can be found on our website: [www.twfire.gov.uk](http://www.twfire.gov.uk)

