

Gateshead

District Performance Report 2017/18



**Tyne and Wear Fire
and Rescue Service**

Creating the Safest Community



Alternative Formats

We understand that people have different needs.

This plan is available in alternative formats upon request.

For further details please contact: 0191 444 1500.



Introduction

The end of year district performance report provides an overview of Service performance and comparable district performance for 2017/18. For more detailed Service performance reporting, our end of year performance report is available at <http://www.twfire.gov.uk>.

More detailed information regarding our locations, service and initiatives within the area, can be found in our current District Plan, available at <http://www.twfire.gov.uk>.

Our primary aim is to prevent fires occurring. As a Service we know that the reduction of risk to our communities cannot be the responsibility of one agency and safety is enhanced by a multi-agency approach.

In order to identify those most at risk from fire within our community we work closely with the local authority, health and social services, and other local agencies to educate neighbourhoods and communities on how to keep safe, together we are able to offer practical help and support to our residents. Our common goal is to create the safest community.

In addition to their emergency response duties to fires, road traffic collisions, flooding and chemical incidents, our operational firefighters carry out other vital tasks to reduce fire risk to the community. These include the delivery of Home Safety Checks (HSCs) to domestic properties and Fire Safety (FS) inspections in non-domestic premises. These activities are key to our goal of preventing loss of life and injury from fires.



Priorities and targets

Each year targets and priorities are determined for the forthcoming year and targets are set. The table below shows the priorities for 2017/18 and their respective performance and targets.

Indicator	Description	Service				Gateshead			
		Incidents	Target	% of target	Forecast	Incidents	Target	% of target	Forecast
LI01*	Number of deaths from accidental fires in dwellings	2	0	-	1	1	0	-	0
LI02*	Number of deaths from all fires	4	0	-	2	2	0	-	1
LI03*	Number of injuries from accidental fires in dwellings, excluding precautionary checks	37	41	90%	35	8	11	73%	10
LI05*	Number of injuries from all fires	181	177	102%	189	44	32	138%	41
LI08*	Number of accidental fires in dwellings	530	549	97%	520	91	103	88%	90
LI09*	Number of accidental kitchen fires in dwellings	306	313	98%	289	48	57	84%	50
LI10*	Number of accidental non kitchen fires in dwellings	224	240	93%	231	43	46	93%	40
LI16*	Number of deliberate secondary fires	4773	3627	132%	4996	910	734	124%	937
LI18*	Number of deliberate refuse fires	3575	2759	130%	3711	630	554	114%	638
LI22*	Number of false alarm calls due to automatic fire alarms from non domestic premises	1745	1651	106%	1758	271	263	103%	267
LI23*	Number of false alarm calls due to automatic fire detection from domestic premises	2641	2437	108%	2617	376	373	101%	374
LI24*	Total number of fire calls attended	7197	5893	122%	7467	1318	1155	114%	1364
LI29*	Number of primary fires attended	1796	1642	109%	1791	295	306	96%	307
LI32*	Total number of incidents (recorded at time of call)	17082	15065	113%	17487	2985	2594	115%	2996
LI33*	Number of all deliberate fires	5592	4318	130%	5827	1023	856	120%	1063
LI35*	Number of fires in a non domestic property	237	204	116%	244	42	32	131%	45

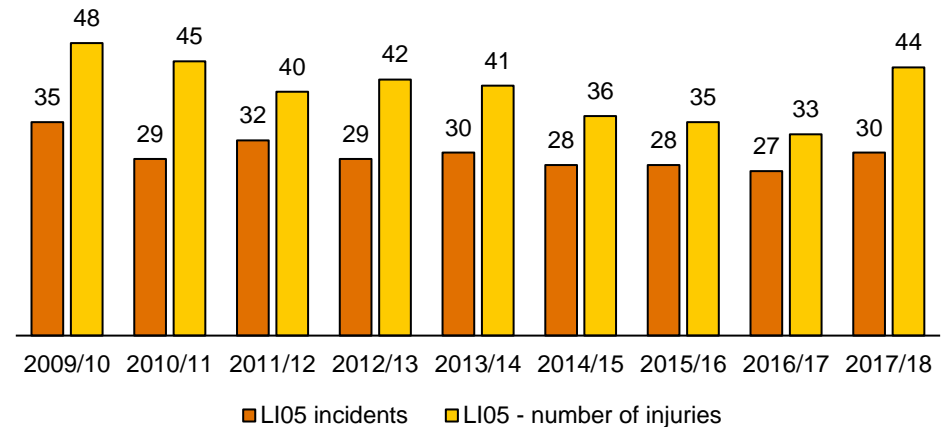


LI05 Number of injuries from all fires

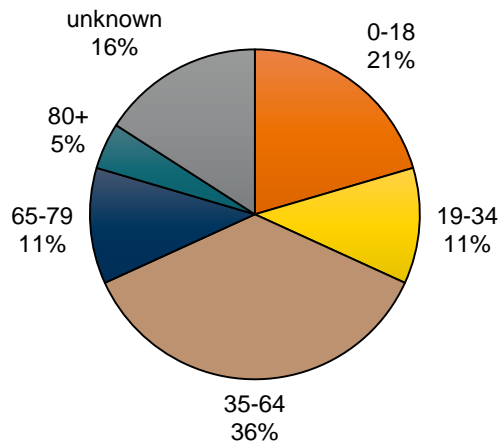
How the district is performing

- Gateshead district recorded 44 injuries from all fires across 30 incidents, an increase of 11 injuries (33%) and 3 incidents (11%).
- 16 (36%) of the 44 injuries required hospitalisation, 5 of these injuries were classed as serious.
- Of the 44 injuries 17 (39%) of these were caused by cooking.
- 13 (30%) of the injuries were caused by 'Distraction' or 'Falling asleep/asleep'

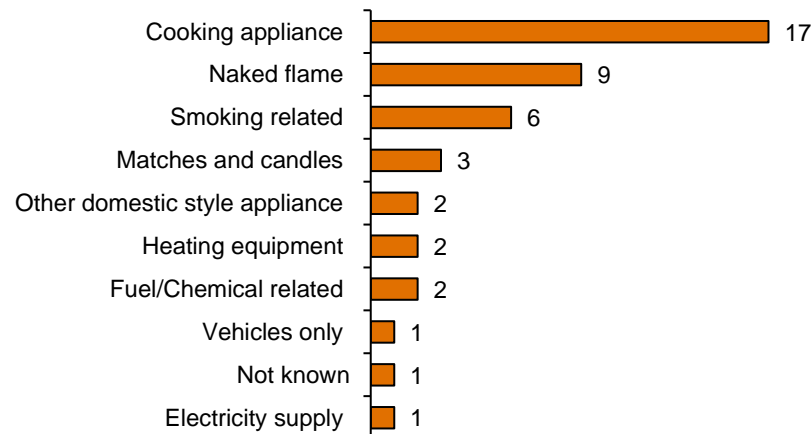
LI05 - Injuries and incidents from all fires



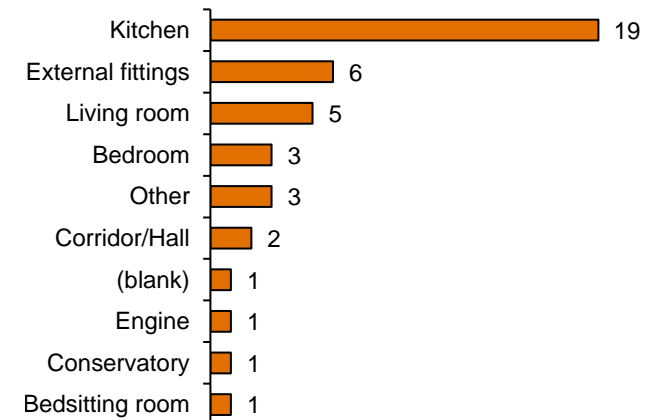
LI05 - Injuries by age range



LI05 - Ignition source (Top 10)



LI05 - Room of origin (Top 10)

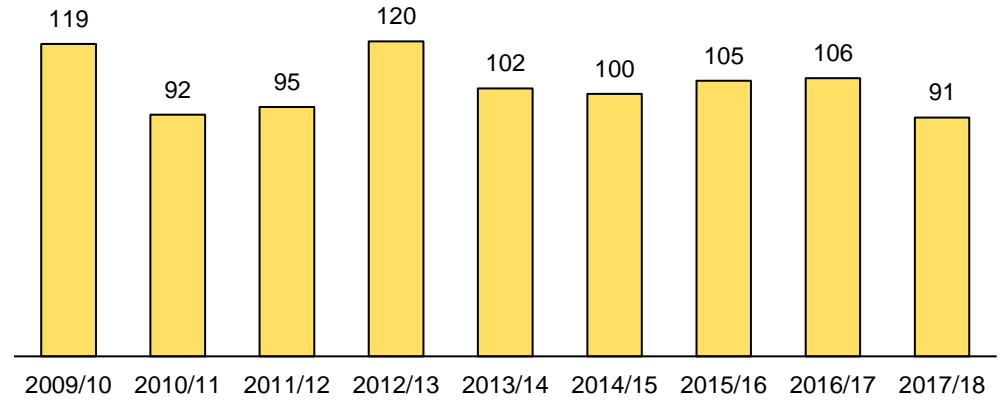


LI08 Number of accidental fires in dwellings

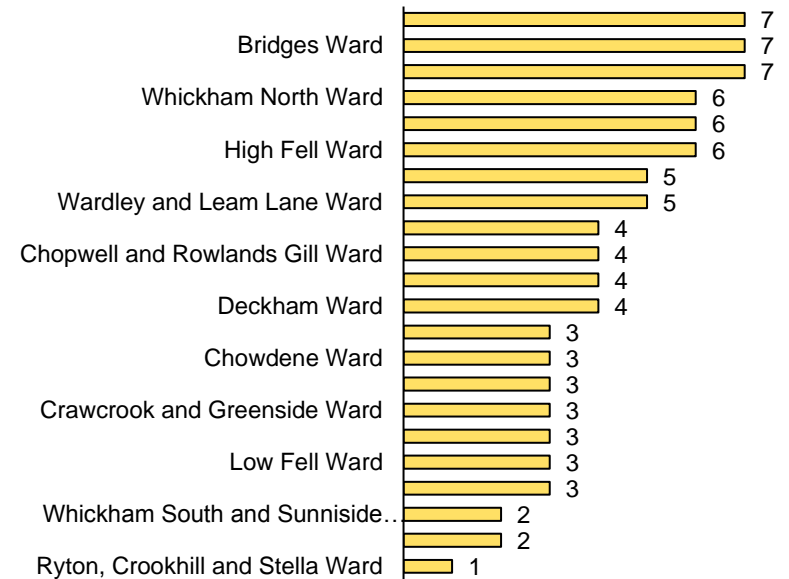
How the district is performing

- Gateshead district recorded 91 accidental dwelling fires, a reduction of 15 (14%).
- 48 (53%) of accidental dwelling fires started in the kitchen.
- 43 (47%) of the accidental dwelling fires were caused by cooking.
- 43 (47%) of the accidental dwelling fires occurred between the hours of 15:00 – 20:00.

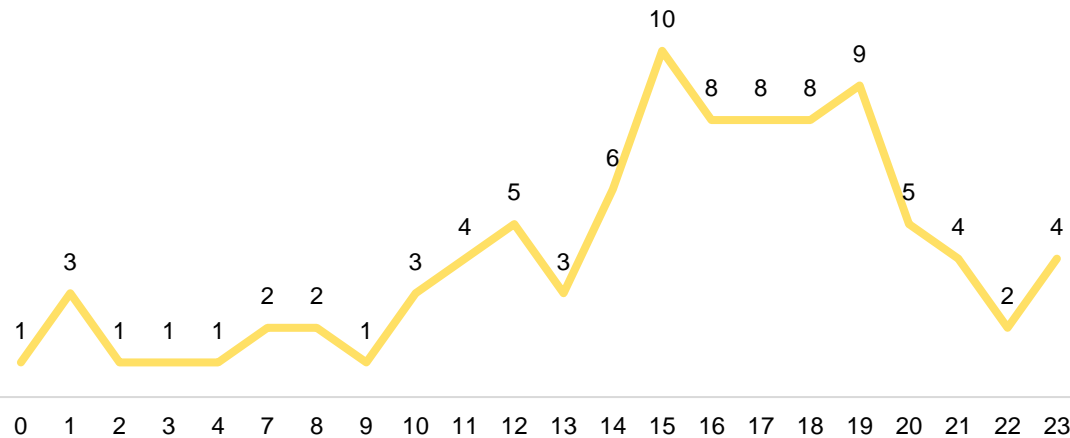
LI08 - Accidental fires in dwellings



LI08 - Accidental fires in dwellings top 15 by ward



LI08 - Accidental fires in dwellings



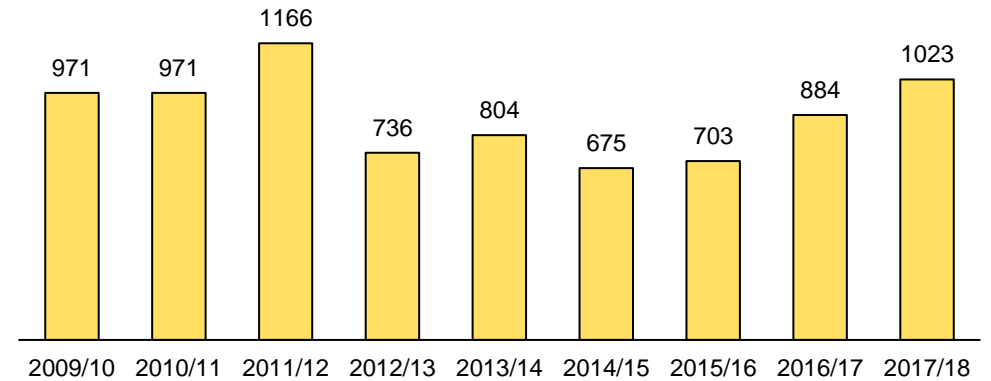


LI33 Number of all deliberate fires

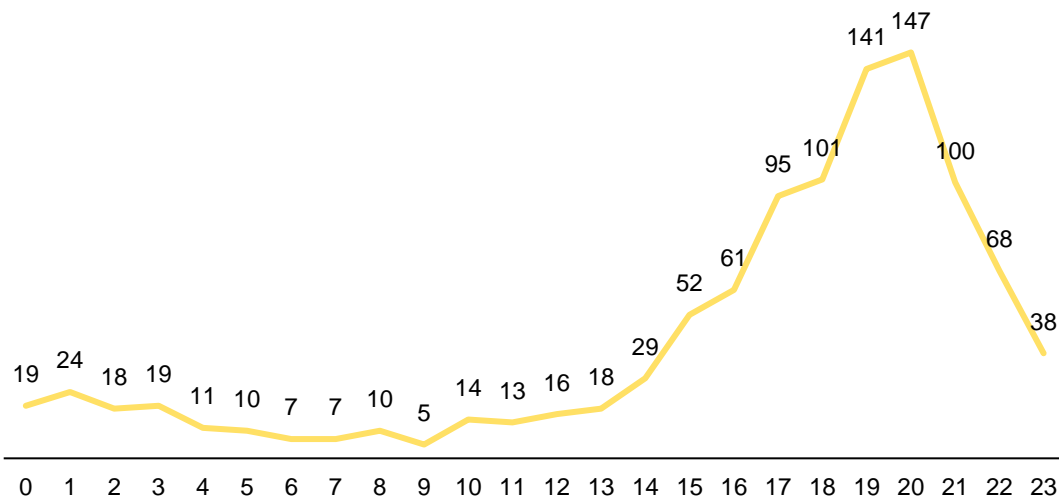
How the district is performing

- Gateshead district recorded 1023 deliberate fires, an increase of 139 (16%).
- 584 (57%) of deliberate fires occurred between the hours of 17:00 – 21:00.
- 301 (29%) of deliberate fires had the property type 'Loose refuse (incl in garden)'.
- 152 (15%) of deliberate fires had the property type 'Wheelie bin'.

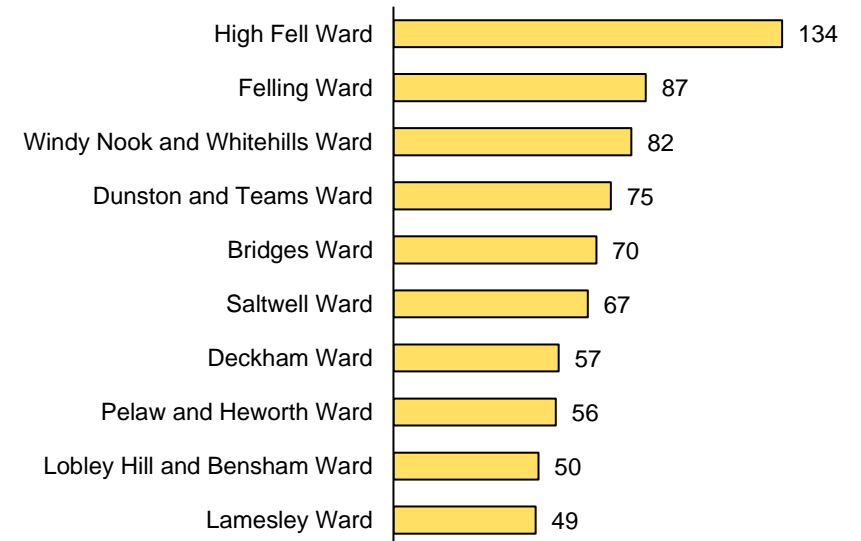
LI33 - All deliberate fires



LI33 - All deliberate fires by hour of day



LI33 - All deliberate fires by ward (Top 10)



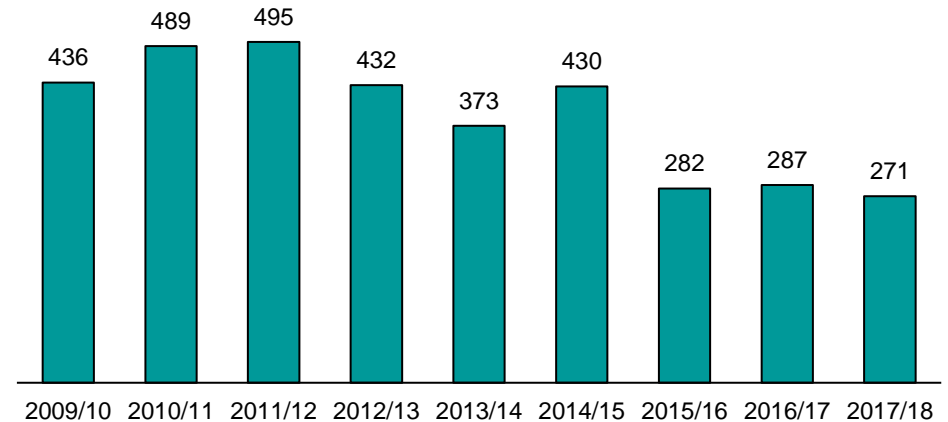


LI22 Number of false alarm calls due to automatic fire alarms from non domestic premises

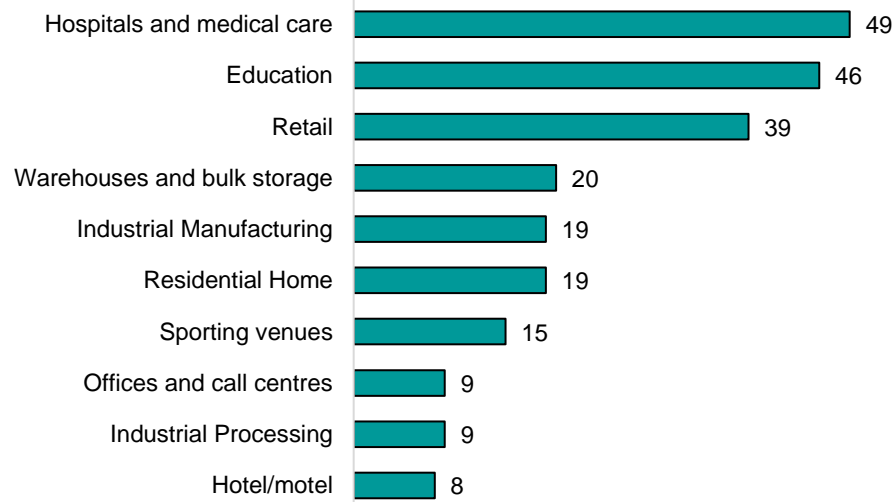
How the district is performing

- Gateshead district recorded 271 non domestic AFAs, a reduction of 16 (6%).
- 49 (18%) occur in premises type 'Hospitals and medical care'.
- 46 (17%) occur in premises type 'Education'.
- 46 (17%) occur in premises type 'Education'.
- 97 (36%) were caused by faults in the system.

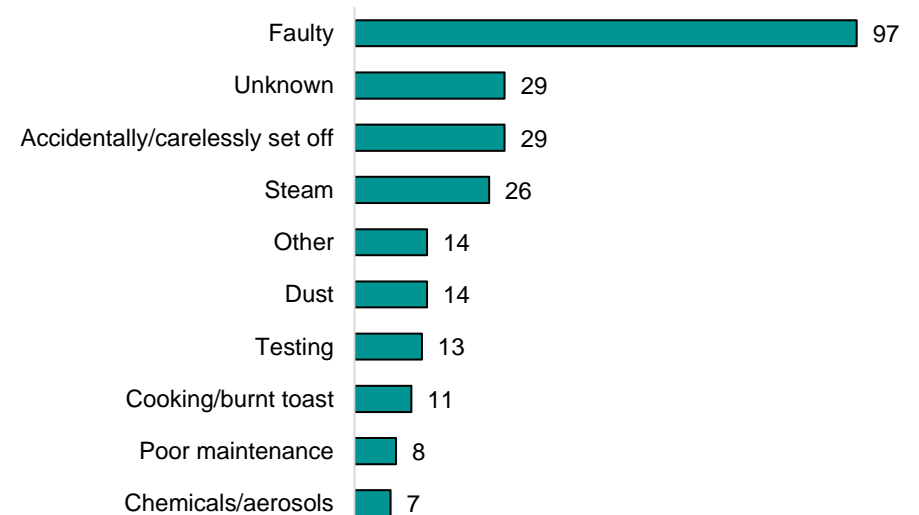
LI22 - Non domestic false alarms year on year



LI22 - Non domestic false alarms by property type (Top 10)



LI22 - Non domestic false alarms by reason (Top 10)



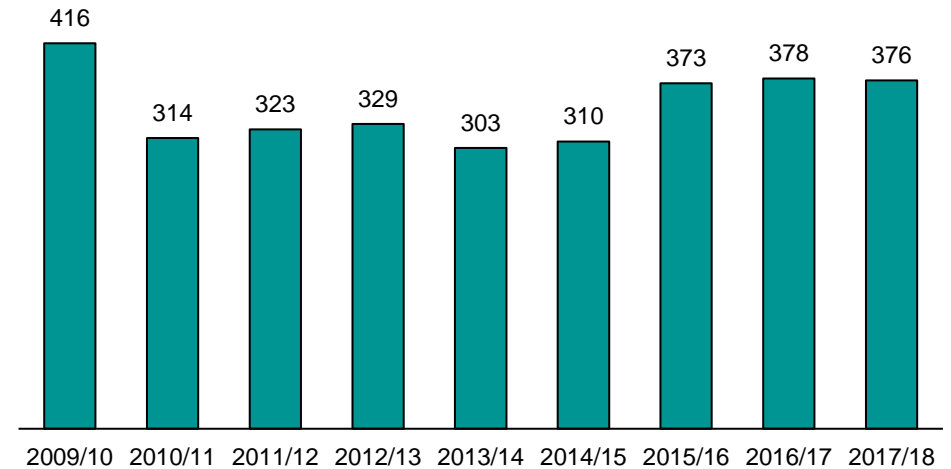


LI23 Number of false alarm calls due to automatic fire alarms from domestic premises

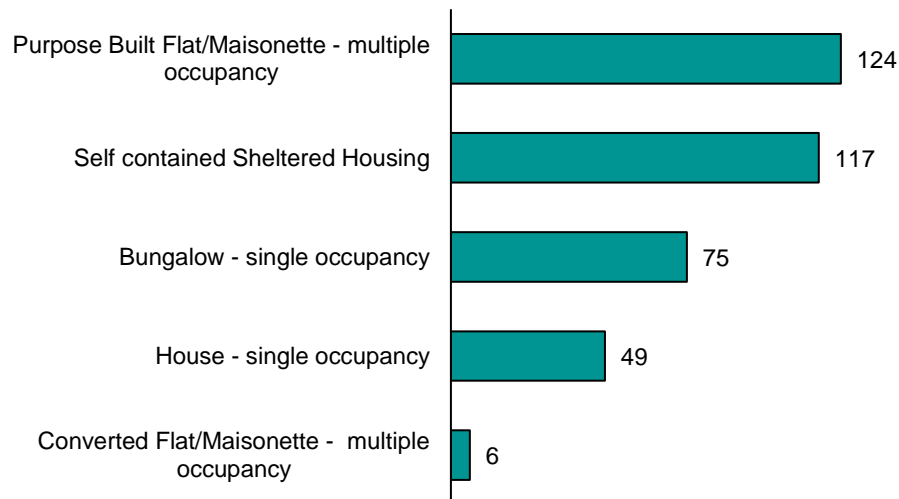
How the district is performing

- Gateshead district recorded 376 domestic AFAs, a reduction of 2 (1%).
- 124 (33%) occur in property type 'Purpose Built Flat/Maisonette – multiple occupancy'.
- 117 (31%) occur in property type 'Self contained Sheltered Housing'.
- 152 (40%) were caused by 'Cooking/burnt toast'.
- 105 (28%) were caused by faults in the system.

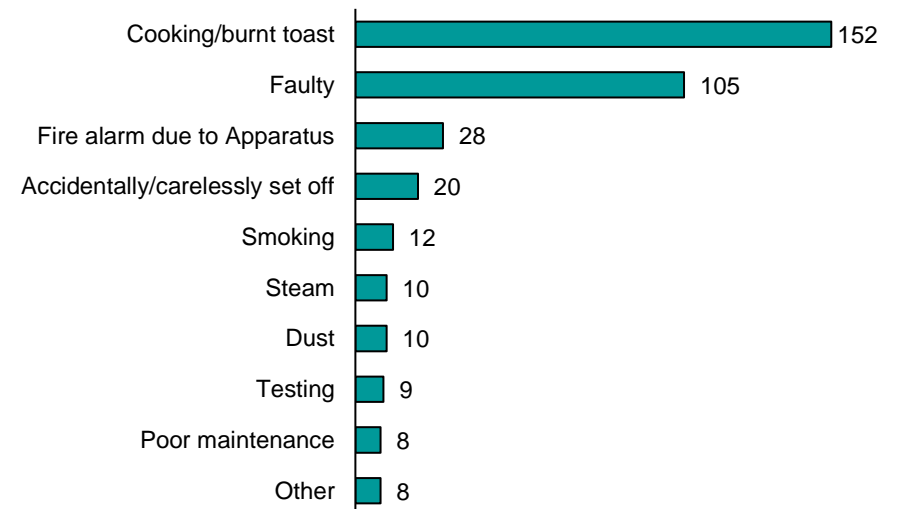
LI23 - Domestic false alarms year on year



LI23 - Domestic false alarms by property type (Top 5)



LI23 - Domestic false alarms by reason (Top 10)



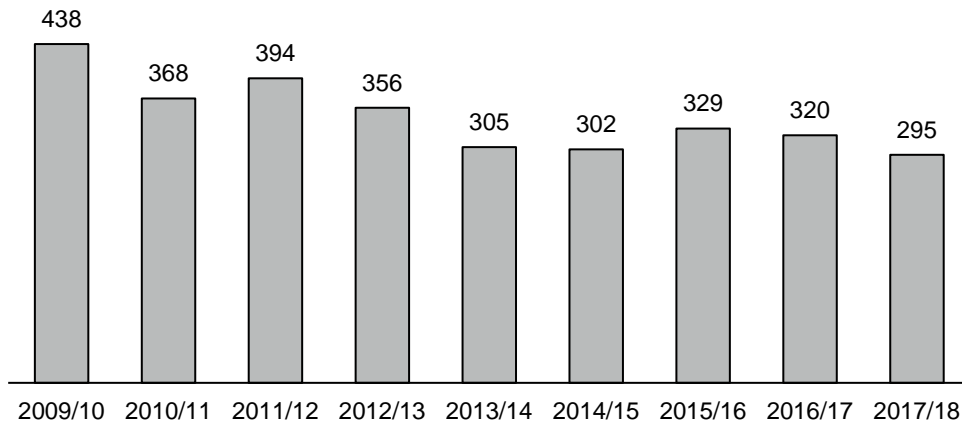


LI29 Number of primary fires attended

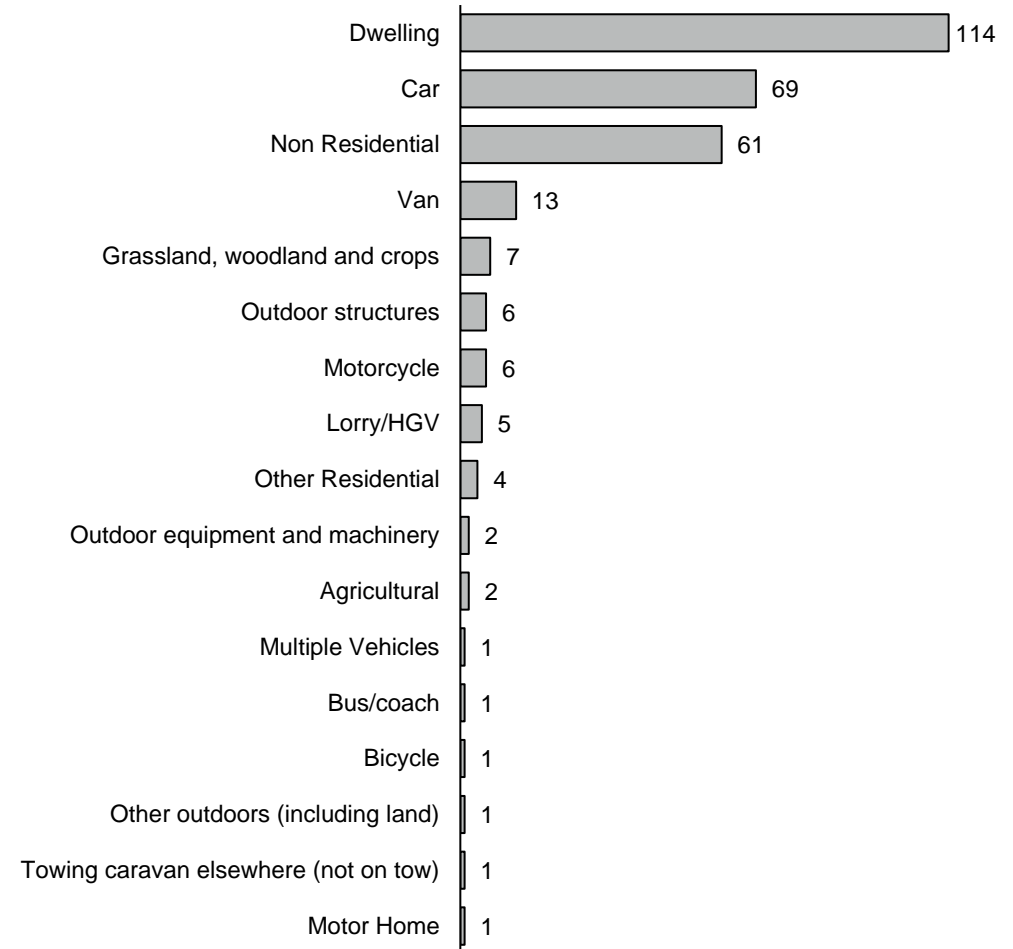
How the district is performing

- Gateshead district recorded 295 primary fires, a reduction of 25 (8%).
- 113 (38%) of primary fires were deliberate.
- 91 (31%) of primary fires were accidental dwelling fires (LI08).
- 100 (34%) of primary fires involved road vehicles.

LI29 - Primary fires attended



LI29 by property type



CONTACT US

If you have any further questions relating to the delivery of services in the Gateshead area you can contact the Community Fire Stations highlighted below:

Gateshead Community Fire Station

**Dryden Road
Gateshead
Tyne and Wear
NE9 5BU**

Telephone: 0191 444 1400

Email: gateshead@twfire.gov.uk

Birtley Community Fire Station

**Durham Road
Birtley
Tyne and Wear
DH3 1LU**

Telephone: 0191 444 1880

Email: birtley@twfire.gov.uk

Swalwell Community Fire Station

**Market Lane
Swalwell
Gateshead
Tyne and Wear
NE16 3DZ**

Telephone: 0191 444 1430

Email: swalwell@twfire.gov.uk

Chopwell Community Fire Station

**Derwent Street
Chopwell
Tyne and Wear
NE17 7HY**

Telephone: 0191 444 1460

Email: chopwell@twfire.gov.uk

For further information about your district please log on to: www.twfire.gov.uk/yourarea/gateshead



Further information regarding our services can be found on our website: www.twfire.gov.uk

